

QUICK JACK
TRANSFORMERS & ADAPTERS

Juno[®]

Bringing together Juno's time tested, robust track systems with Alfa's stylish and easy-to-install fixtures.



Juno Quick Jack Transformers & Adapters

A white, cylindrical lighting fixture is mounted on a ceiling. A thin, dark cord hangs from the bottom of the fixture, leading to a large, conical, textured pendant light with a warm, amber glow.

Trac-Master®

A white, cylindrical lighting fixture is mounted on a ceiling. A white arm extends from the bottom of the fixture, holding a yellow, directional lighting fixture.

Trac 12®

A white, cylindrical lighting fixture is mounted on a ceiling. A white arm extends from the bottom of the fixture, holding a blue, directional lighting fixture.

Flex 12™

Juno Lighting Group brings together Juno's time tested, robust trac systems with Alfa's stylish and easy-to-install fixtures. The unlimited decorative lighting possibilities are the perfect choice for residential, commercial and hospitality lighting applications.

The Juno Quick Jack Adapters are now available for use on Trac-Master, Trac-Lites, Trac 12 and Flex 12 trac systems. Trac-Master and Trac-Lites trac systems use a state-of-the-art electronic transformer to convert line-voltage to the 12-volt requirements of the Alfa fixtures. For Trac 12 and Flex 12 low-voltage trac systems, the Alfa Quick Jack Connector plugs into the compatible Juno Quick Jack Adapter. Either way, installation is fast, easy and versatile.


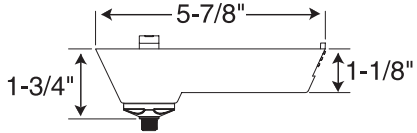

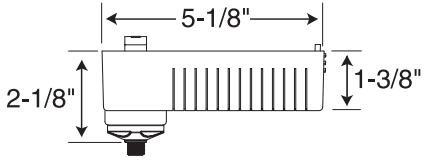
Remodeling with Quick Jack

Enhancing existing Juno trac systems with Alfa fixtures is now quick and economical. By utilizing Juno Quick Jack Adapters, Alfa fixtures simply plug right in without any other modifications. There is no need to incur the expense of removing and replacing existing trac. Mix Alfa pendants or directionals with existing Juno directionals, or install Alfa fixtures exclusively. The possibilities are limitless.


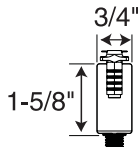
Quick Jack for new installations

For new Juno trac lighting installations, Juno Quick Jack Adapters offer an extra level of versatility. Take advantage of the outstanding design features of Juno's full range of trac lighting systems, then select from the many Alfa stylish fixtures to enhance any space.


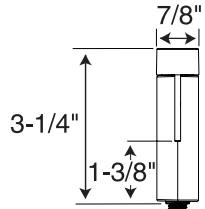
Trac-Master® Quick Jack Transformers

Catalog #	Description	Dimensions
 <p>T537QJWH T537QJBL T537QJSL</p>	<p>Low profile designer 12V electronic Quick Jack Transformer for Alfa Quick Jack directionals or pendants. For use on Juno's Trac-Master® or Trac-Lites® Trac Systems. Rated for fixtures using 20-75W 12V lamps.</p>	
 <p>T538QJWH T538QJBL T538QJSL</p>	<p>12V electronic Quick Jack Transformer for Alfa Quick Jack directionals or pendants. For use on Juno's Trac-Master® or Trac-Lites® Trac Systems. Rated for fixtures using 20-75W 12V lamps.</p>	

Trac 12® Quick Jack Adapter

Catalog #	Description	Dimensions
 <p>TLOJAWH TLOJABL TLOJASL</p>	<p>Quick Jack Adapter for Alfa Quick Jack directionals or pendants. For use on Juno's Trac 12® and Trac 12/25 miniature Low Voltage Trac Systems. Rated for fixtures using maximum 50W 12V or 24V lamps.</p>	

Flex 12™ Quick Jack Adapter

Catalog #	Description	Dimensions
 <p>TFQJASL</p>	<p>Quick Jack Adapter for Alfa Quick Jack directionals or pendants. For use on Juno Flex 12® flexible Low Voltage Trac System. Rated for fixtures using maximum 50W 12V or 24V lamps.</p>	

To view all compatible Alfa Quick Jack fixtures and monopoint mounting options, visit our website at www.junolightinggroup.com, simply type 'Juno Quick Jack' in the "Search Box" on the home page.

FINISHES: WHITE (WH) BLACK (BL) SILVER (SL)



Juno[®]
Recessed and Trac Lighting

indy[™]
Architectural Recessed Lighting

Alfa
Decorative Lighting Systems

AccuLite[™]
Commercial and Industrial Lighting

Elate[™]
Commercial Recessed Lighting

AcuLux[™]
Precision Recessed Lighting

NaviLite[®]
Exit and Emergency Lighting

DanaLite
Architectural Linear Lighting

1300 S. Wolf Road • P.O. Box 5065 • Des Plaines, IL 60017-5065
PHONE 847.827.9880 • FAX 847.827.2457 • junolightinggroup.com

Regional Offices & Warehouses:

California, Georgia, Illinois, Indiana, New Jersey, Texas, Ontario CN

LIT-JUNO-QJ-CONN



Products shown in this brochure are covered by
U.S. and international patents and patents pending.
Specifications subject to change without notice.
© 2007 JUNO LIGHTING INC.