


## LED PENDANTS



**Juno**<sup>®</sup>

Striking LED decorative pendants offer exceptional energy efficiency and long life



JUNO LIGHTING GROUP  
by Schneider Electric

# Juno LED Pendants

The best of *all* possible worlds



Saving money is always important, and no other light source can match the operating economies of LEDs. But in this day and age, there is an even more critical issue...saving the planet. Eco-friendly Juno LED Decorative Pendants not only help conserve our energy resources, they are also free of toxic mercury, lead and PCBs; have no UV or IR emissions; and are RoHS compliant. So whether your application is retail, commercial or residential, Juno LED Decorative Pendants are more than just economical... they are the environmentally responsible choice.



# Bold, beautiful and cost-efficient

Juno LED Decorative Pendants	Fixture/Lamp Data	Typical Halogen Decorative Pendants
5	Watts	20
170	Lumens	300
34	Efficacy (Lumens/Watt)	15
3000	Color Temperature	2900
50,000	Rated Life (Hours)*	2000
Full Range No Color Shift	Dimmability	Full Range With Color Shift
<b>Operating Cost Summary</b>		
\$2.63	Annual Energy Cost per Fixture**	\$10.51
\$9.64	Annual Relamping Cost per Fixture***	\$29.57
\$12.26	Annual Operating Costs	\$40.08
<b>\$83.44</b>	Annual Savings for 3 Pendants	

\* Halogen rated life is based on 50% lamp failure; LED rated life is based on 0% failure with 70% lumen maintenance.

\*\* Based on 12 hours per day @ \$0.12 per kilowatt hour.

\*\*\* Replacement cost per lamp + replacement labor cost x annual hours of operation / rated life.

Juno Decorative Pendants have always been acclaimed for their striking beauty. Now they are available with state-of-the-art LEDs, offering remarkable savings due to reduced energy consumption and operating costs.

LED Pendant savings begins with a 75% reduction in energy consumption compared to equivalent halogen lighting. More savings accrue from their extraordinary 50,000 hour service life that virtually eliminates relamping and maintenance costs. And thanks to lower wattage operation, air conditioning loads are reduced, saving even more.

Juno Decorative Pendants are renowned for their stunning good looks. But with the cost efficiencies of LED operation, clearly their beauty is more than skin deep.



# A brilliant collection

Juno LED Decorative Pendants feature a brilliant collection of styles, shapes and materials ranging from luminous artisan-crafted glass to the fashionable simplicity of lustrous metal. They integrate beautifully with today's upscale commercial and residential decors and are fully compatible with the extensive trac and monopoint mounting options offered by Juno Lighting Group. A variety of cordset options and adapters for both Juno and Alfa systems provide virtually unlimited installation possibilities.

Juno LED Decorative Pendants employ high-output, low-power LEDs totaling only 5 watts per fixture, producing a minimum of 170 lumens... replicating the aesthetics of a 20 watt halogen pendant but with as little as 25% the energy consumption. The reduced power helps keep interior spaces cooler, reducing the HVAC load. They are operated using simple 12VAC power – the same used for all Juno low voltage fixtures – no need for costly, custom power supplies. Installations that employ remote transformers enjoy even greater economies of scale due to the lower wattage LED pendants requiring fewer transformers.

Juno LED Decorative Pendants generate warm, elegant, dimmable light with a choice of 2700K or 3000K color temperatures and a minimum 80 CRI. Dimming is accomplished with standard off-the-shelf low voltage dimmers (see specification sheets for dimming recommendations) making specification simple. The unique LED light engine design is enclosed with a proprietary silicone diffusion ball which protects the LEDs while providing uniform shade illumination and exceptional downlighting characteristics. Since there is no glass lamp to break,

Juno LED Decorative Pendants are an ideal choice for food preparation and consumption areas.







TLP310AMBERDRIFT



TLP311SILVER



TLP312COBALT

## Short Cone-GLASS

Hand blown cased glass with opal interior and satin nickel plated finial.

## Short Cone-METAL

High-reflectance white interior finish and satin nickel plated finial.

## Tall Cone

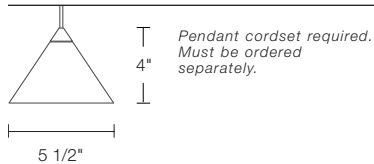
Hand blown cased glass with opal interior and satin nickel plated finial.

CATALOG #	FINISH
TLP3100PAL	
TLP310NIGHTBLUE	
TLP310AMBERDRIFT	
TLP310COBALT	
TLP310SUNSETGOLD	

### PENDANT CORDSET COMPATIBILITY

COMPATIBLE WITH 12V, 5W LED PENDANT CORDSETS

### DIMENSIONS

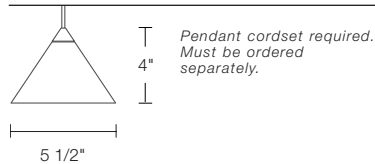


CATALOG #	FINISH
TLP311SILVER	

### PENDANT CORDSET COMPATIBILITY

COMPATIBLE WITH 12V, 5W LED PENDANT CORDSETS

### DIMENSIONS

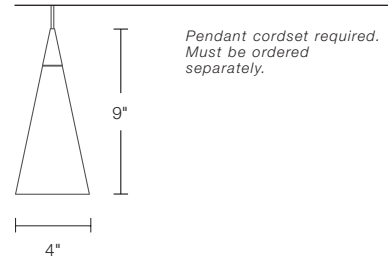


CATALOG #	FINISH
TLP3120PAL	
TLP312COBALT	
TLP312SUNSETGOLD	
TLP312PISTACHIO	
TLP312ROUGE	

### PENDANT CORDSET COMPATIBILITY

COMPATIBLE WITH 12V, 5W LED PENDANT CORDSETS

### DIMENSIONS






TLP314GLACIER



TLP315SILVER



TLP316ORANGEPEEL

## Flute-GLASS

Hand blown cased glass with opal interior and satin nickel plated finial.

## Flute-METAL

High-reflectance white interior finish and satin nickel plated finial.

## Wrap

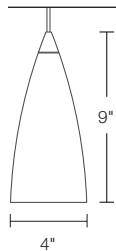
Precision cut, interleaved layers of suede polycarbonate or parchment sheet captured by nickel plated support spider and cap nuts.

CATALOG #	FINISH
TLP3140PAL	
TLP314GLACIER	
TLP314COBALTGLOSS	
TLP314ICE	
TLP314INFERNO	

### PENDANT CORDSET COMPATIBILITY

COMPATIBLE WITH 12V,  
5W LED PENDANT CORDSETS

### DIMENSIONS



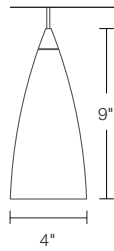
Pendant cordset required.  
Must be ordered separately.

CATALOG #	FINISH
TLP315SILVER	
TLP315MIDNIGHT	

### PENDANT CORDSET COMPATIBILITY

COMPATIBLE WITH 12V,  
5W LED PENDANT CORDSETS

### DIMENSIONS



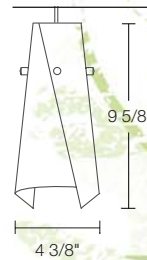
Pendant cordset required.  
Must be ordered separately.

CATALOG #	FINISH
TLP316FROST	
TLP316ORANGEPEEL	
TLP316PARCHMENT	

### PENDANT CORDSET COMPATIBILITY

COMPATIBLE WITH 12V,  
5W LED PENDANT CORDSETS

### DIMENSIONS



Pendant cordset required.  
Must be ordered separately.



TLP318ICE



TLP320INFERNO



TLP322PISTACHIO

## Teardrop

Hand blown cased glass with opal interior and satin nickel plated finial.

## Flame

Hand blown cased glass with opal interior and satin nickel plated support spider.

## Ellipse

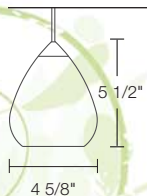
Hand blown cased glass with opal interior and satin nickel plated support spider.

CATALOG #	FINISH
TLP3180PAL	
TLP318GLACIER	
TLP318SUNSETGOLD	
TLP318ICE	
TLP318INFERNO	

### PENDANT CORDSET COMPATIBILITY

COMPATIBLE WITH 12V,  
5W LED PENDANT CORDSETS

### DIMENSIONS



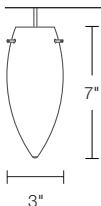
Pendant cordset required.  
Must be ordered  
separately.

CATALOG #	FINISH
TLP3200PAL	
TLP320PISTACHIO	
TLP320MAIZE	
TLP320ICE	
TLP320INFERNO	

### PENDANT CORDSET COMPATIBILITY

COMPATIBLE WITH 12V,  
5W LED PENDANT CORDSETS

### DIMENSIONS



Pendant cordset required.  
Must be ordered  
separately.

CATALOG #	FINISH
TLP3220PAL	
TLP322COBALT	
TLP322SUNSETGOLD	
TLP322PISTACHIO	
TLP322ROUGE	

### PENDANT CORDSET COMPATIBILITY

COMPATIBLE WITH 12V,  
5W LED PENDANT CORDSETS

### DIMENSIONS



Pendant cordset required.  
Must be ordered  
separately.



TLP324OPAL



TLP326MAIZE



TLP327NATURAL

## Cylinder



Hand blown cased glass with opal interior and satin nickel plated support spider.



## RLM-GLASS




Hand blown cased glass with opal interior and chrome plated top cap.

## RLM-METAL

High-reflectance white interior finish. Top cap finished to match body.

CATALOG #	FINISH
TLP324OPAL	
TLP324MAIZE	

CATALOG #	FINISH
TLP326OPAL	
TLP326MAIZE	

CATALOG #	FINISH
TLP327NATURAL	
TLP327MIDNIGHT	
TLP327COPPERPATINA	

### PENDANT CORDSET COMPATIBILITY

COMPATIBLE WITH 12V,  
5W LED PENDANT CORDSETS

### DIMENSIONS

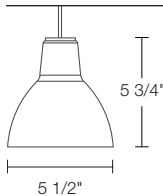


Pendant cordset required.  
Must be ordered  
separately.

### PENDANT CORDSET COMPATIBILITY

COMPATIBLE WITH 12V,  
5W LED PENDANT CORDSETS

### DIMENSIONS

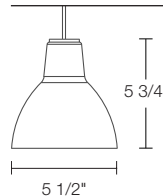


Pendant cordset required.  
Must be ordered  
separately.

### PENDANT CORDSET COMPATIBILITY

COMPATIBLE WITH 12V,  
5W LED PENDANT CORDSETS

### DIMENSIONS



Pendant cordset required.  
Must be ordered  
separately.

# Pendant Cordsets

## May we take your order...

Ordering a Juno LED Decorative Pendant is simple. First, select your preferred pendant shade style from the wide array of choices. Then, determine your mounting method from one of five choices: Trac-Master trac, Trac-Lites trac, Trac 12 trac or monopoints, Flex 12 trac or monopoints, or Quick Jack mounting on Alfa trac or monopoints. Finally, choose the cordset that corresponds to your mounting system. Cordsets are ordered separately from shades and are supplied complete with an energy-efficient LED light engine, a 78" or 144" plated coaxial cable, the specified system adapter which enables field shortening of the cable and a 7" cord straightening sleeve.

### Trac-Master®/Trac-Lites Line Voltage Trac

To operate LED Decorative Pendants with either Trac-Master or Trac-Lites Trac, select one of the Quick Jack Pendant Cordsets shown below plus one of the T537QJU Transformers (order separately) to match the chosen trac finish. May also be used with Alfa MonoLine Trac when combined with the MLTQJL75 Quick Jack Transformer Adapter.

CATALOG #	DESCRIPTION
<b>TLQJPLED78-27K-NI</b>	12V, 5W, 2700K QUICK JACK LED PENDANT CORDSET, 78" LONG
<b>TLQJPLED144-27K-NI</b>	12V, 5W, 2700K QUICK JACK LED PENDANT CORDSET, 144" LONG
<b>TLQJPLED78-3K-NI</b>	12V, 5W, 3000K QUICK JACK LED PENDANT CORDSET, 78" LONG
<b>TLQJPLED144-3K-NI</b>	12V, 5W, 3000K QUICK JACK LED PENDANT CORDSET, 144" LONG


**FINISHES:**

 SATIN NICKEL(NI)

CATALOG #	DESCRIPTION
<b>T537QJUWH</b>	12V, 50W LED-COMPATIBLE QUICK JACK TRANSFORMER FOR USE WITH 120V TRAC-MASTER OR TRAC-LITES TRAC OR T58 MONOPOINT
<b>T537QJUBL</b>	
<b>T537QJUSL</b>	

**FINISHES:**

 WHITE(WH)  
 BLACK(BL)  
 SILVER(SL)




### Quick Jack Mounting on Low Voltage Trac or Monopoints

To operate LED Decorative Pendants with either Alfa Trac or Monopoints, select one of the Quick Jack Pendant Cordsets shown below. Trac or monopoints must be operated using 12V LED-compatible transformer – see Alfa transformer specification sheets for details. For integral transformer monopoint, see compatibility list below. May also be used with 12V Juno Trac 12 or Flex 12 trac or LED-compatible monopoints, along with appropriate Trac 12 or Flex 12 Quick Jack Adapter (sold separately).

CATALOG #	DESCRIPTION
<b>TLQJPLED78-27K-NI</b>	12V, 5W, 2700K QUICK JACK LED PENDANT CORDSET, 78" LONG
<b>TLQJPLED144-27K-NI</b>	12V, 5W, 2700K QUICK JACK LED PENDANT CORDSET, 144" LONG
<b>TLQJPLED78-3K-NI</b>	12V, 5W, 3000K QUICK JACK LED PENDANT CORDSET, 78" LONG
<b>TLQJPLED144-3K-NI</b>	12V, 5W, 3000K QUICK JACK LED PENDANT CORDSET, 144" LONG

**FINISHES:**

 SATIN NICKEL(NI)



## Trac 12™

To operate LED Decorative Pendants with either Trac 12 or Trac 12/25 Trac, or Trac 12 Monopoints, select one of the Trac 12 Pendant Cordsets shown below. Trac or monopoints must be operated using a 12V LED-compatible transformer – see Trac 12 or Trac 12/25 transformer specification sheets for details. For integral transformer monopoint application, operate with TL540U monopoint only.

CATALOG #	DESCRIPTION
<b>TLPLED78-27K-WH</b>	12V, 5W, 2700K TRAC 12 LED
<b>TLPLED78-27K-BL</b>	PENDANT CORDSET, 78" LONG
<b>TLPLED78-27K-SL</b>	
<b>TLPLED78-3K-WH</b>	12V, 5W, 3000K TRAC 12 LED
<b>TLPLED78-3K-BL</b>	PENDANT CORDSET, 78" LONG
<b>TLPLED78-3K-SL</b>	
<b>TLPLED144-27K-WH</b>	12V, 5W, 2700K TRAC 12 LED
<b>TLPLED144-27K-BL</b>	PENDANT CORDSET, 144" LONG
<b>TLPLED144-27K-SL</b>	
<b>TLPLED144-3K-WH</b>	12V, 5W, 3000K TRAC 12 LED
<b>TLPLED144-3K-BL</b>	PENDANT CORDSET, 144" LONG
<b>TLPLED144-3K-SL</b>	

### FINISHES:

WHITE(WH)

BLACK(BL)

SILVER(SL)




## Flex 12™

To operate LED Decorative Pendants with either Flex 12 Trac or Monopoints, select one of the Flex 12 Pendant Cordsets shown below. Trac or monopoints must be operated using a 12V LED-compatible transformer – see Flex 12 transformer specification sheets for details. For integral transformer monopoint application, operate with TF540U monopoint only.

CATALOG #	DESCRIPTION
<b>TFPLED78-27K-SL</b>	12V, 5W, 2700K FLEX 12 LED
	PENDANT CORDSET, 78" LONG
<b>TFPLED78-3K-SL</b>	12V, 5W, 3000K FLEX 12 LED
	PENDANT CORDSET, 78" LONG
<b>TFPLED144-27K-SL</b>	12V, 5W, 2700K FLEX 12 LED
	PENDANT CORDSET, 144" LONG
<b>TFPLED144-3K-SL</b>	12V, 5W, 3000K FLEX 12 LED
	PENDANT CORDSET, 144" LONG

### FINISHES:

SILVER(SL)





**Juno**<sup>®</sup>

Recessed and Troc Lighting

**indy**<sup>™</sup>

Architectural Recessed Lighting

**Alfa**<sup>™</sup>

Decorative Lighting Systems

**AccuLite**<sup>™</sup>

Commercial and Industrial Lighting

**AcuLux**<sup>™</sup>

Precision Recessed Lighting

**Navilite**<sup>®</sup>

Exit and Emergency Lighting

**DanaLite**

Architectural Linear Lighting

1300 South Wolf Road • Des Plaines, Illinois 60018  
PHONE (847) 827-9880 • FAX (847) 827-2925 • [junolightinggroup.com](http://junolightinggroup.com)

**Regional Offices & Warehouses:**

California, Georgia, Illinois, Indiana, Pennsylvania, Texas, Ontario CN

LIT-JUNO-LEDPEND1



Products shown in this brochure are covered by U.S. and international patents and patents pending

Specifications subject to change without notice.  
© 2010 JUNO LIGHTING, LLC. ALL RIGHTS RESERVED.

Printed in the U.S.A. LIT-JUNO-LEDPEND1 9/10