

GL SERIES™ PARKING GARAGE LUMINAIRE

AccuLite™

Product Features:

- Twist and lock installation
- Dual lens design, 4% uplight
- Junction box mount
- Acrylic lenses
- Heavy duty die cast aluminum design



Applications

- Parking garage lighting designed to meet the most stringent standards for patron safety and security
- With 4% uplight, GL Series eliminates dark ceilings for a visually comfortable environment

Features

- **Quick-install design** Simply mount the adapter plate, hang and connect the wires
- GL luminaires can be ordered with the HID lamp installed to further reduce installation time

Egress Lighting Choice of emergency battery pack for compact fluorescent lamps or emergency circuit for quartz lamp

Construction Compact low profile design

- Heavy duty die cast aluminum housing and lens ring
- Vandal resistant - to close simply close and twist, the fixture snaps closed

Vertical Lamp HID - Metal halide or high pressure sodium

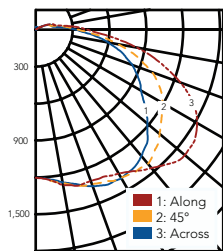
- Vertical metal halide lamp offers increased performance compared to horizontal lamp fixtures with up to 25% longer lamp life and 10% to 20% higher light output
- Compact fluorescent - One, two or four lamps

Ordering Information

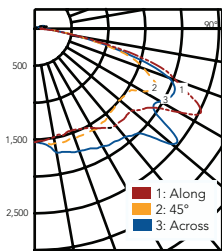
GL-	150PS	120	-5R	-	-L-TP
Series	Lamp (Watts/Type)	Ballast	Beam Spread	Mounting	Options
GL	<p>Pulse Start Metal Halide ED17 (Medium base) 50PS 50W 70PS 70W 100PS 100W 150PS 150W 175PS 175W</p> <p>Probe Start Metal Halide ED17 (Medium base) 175MH 175W</p> <p>High Pressure Sodium B17 (Medium base) 35HP 35W 50HP 50W 70HP 70W 100HP 100W 150HP 150W</p> <p>Compact Fluorescent CFTR(WATTS)W/GX24Q § Indicate 1, 2 or 4 lamps § 26CF 26W § 32CF 32W § 42CF 42W</p>	<p>Electromagnetic 35W - 50W HID - 120 120V - 277 277V</p> <p>70W - 175W HID - 120 120V - 208◇ 208V - 240◇ 240V - 277 277V - 347 347V - QT◇ 120V, 208V, 240V, 277V - TT 120V, 277V, 347V</p> <p>Electronic Compact Fluorescent - UN 120V thru 277V - E34 347V</p>	<p>Beam Spread - 5R Symmetric, round</p>	<p>Ceiling No Suffix Mounts on 4" Junction Box</p>	<p>H.I.D. Lamp - L Clear H.I.D. - CL Coated H.I.D.</p> <p>Egress Lighting Emergency battery pack Operates one compact fluorescent lamp 120V or 277V - EMB Minimum 0°C - EMX Minimum -20°C</p> <p>Emergency Circuit For use with 120V emergency circuit - ES Max. 100W quartz lamp, double contact bayonet base Quartz lamp not included</p> <p>Quartz Auxiliary - Q Max. 100W quartz lamp, double contact bayonet base Quartz lamp not included</p> <p>Fuse Holder - F1 Supplied with fuse Single pole, Line to neutral - F2 Two pole - Line to line</p> <p>Tamper Resistant - TP</p> <p>Color Standard White</p>

Example: GL150PS-120-5R-L-TP

Photometrics

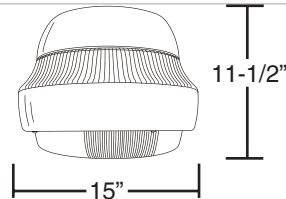


GL442CF-UN-5R
4 X 42W Compact Fluorescent
3,200 lumens / lamp, LSC B532
Efficiency = 58.7%
S/MH = 1.7
SC (Along) = 1.8
SC (Across) = 1.7



GL175MH-120-5R
175W Probe Start Metal Halide
14,000 lumens, LSC B283
Efficiency = 72.5%
S/MH = 1.9
SC (Along) = 1.7
SC (Across) = 1.9

Dimensions



◇ A lamp socket protector is required when using 208V & 240V in Canada - add suffix "-LSP."

USA 1300 S. Wolf Road • P.O. Box 5065, • Des Plaines, IL 60017-5065
AccuLite Customer Service • PHONE 847.827.9880 • FAX 847.827.2457 • junolightinggroup.com

Canada 220 Chrysler Drive • Brampton, ON • Canada L6S 6B6 • PHONE 905.792.7335 • FAX 905.792.0064
219 Shoemaker Street • Kitchener, ON • Canada N2E 3B3 • PHONE 800.265.7844 • FAX 800.594.5173

Regional Offices & Warehouses: Atlanta, Dallas, Los Angeles, Philadelphia, Toronto



Juno and AccuLite are registered trademarks of Juno Lighting, Inc.
Specifications subject to change without notice.
© 2007 JUNO LIGHTING GROUP



JUNO LIGHTING GROUP

