

# NAVILITE EXIT & EMERGENCY

## HIGH WATTAGE EMERGENCY LIGHT

6 Volt Emergency Operation

### N6 Series

Project: \_\_\_\_\_

Fixture Type: \_\_\_\_\_

Location: \_\_\_\_\_

Contact/Phone: \_\_\_\_\_

#### PRODUCT DESCRIPTION

Navilite N6 Series High Wattage Emergency Lights are designed with larger batteries to deliver remote capacity or longer emergency operation required in common commercial and industrial applications.

#### PRODUCT SPECIFICATIONS

**Construction** Injection molded, engineering-grade, UV-stable thermoplastic • UL94V-0 flame rating • Impact, scratch, fade and corrosion-resistant • Rugged, heavy duty design • Off-White (neutral) finish.

**Electrical** Dual voltage 120/277VAC • Solid state charging and switching • Brownout protection • Battery low voltage disconnect • Overload and short circuit protection • AC power indicator and test switch.

**Lamps** Supplied with 6V, 7.2W incandescent wedge base lamps.

**Battery** Maintenance-free 6V sealed lead calcium battery • 50W version uses two batteries • 100W version uses four batteries • 50W and 100W versions will operate rated load for a minimum of 90 minutes in the event of a power outage • For longer emergency operating times up to 8 hours, connected load can be configured based on chart below.

**Code Compliance** UL924 • NFPA 101 Life Safety Code compliant • NEC and OSHA compliant.

**Warranty** 5-year warranty (see reverse for battery warranty).  
Product specifications subject to change without notice.

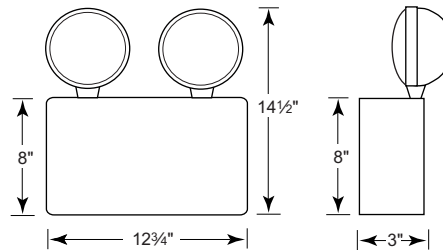
#### INSTALLATION

**Mounting** Keyhole slots provided for simplified wall mounting.

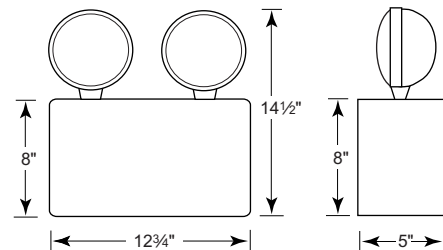


#### DIMENSIONS

##### N650



##### N6100



#### N650 ENGINEERING DATA

Input Voltage	Max. Amps	Max. Watts
120	0.14	15.6
277	0.06	15.9

#### N6100 ENGINEERING DATA

Input Voltage	Max. Amps	Max. Watts
120	0.20	23.0
277	0.09	23.1

#### ORDERING INFORMATION — Standard Units

Catalog Number	Finish	Output Voltage	Lamp Wattage	Rated Output Watts			
				1 1/2 hrs.	2 hrs.	4 hrs.	8 hrs.
N650WH	White	6V	2 x 7.2W	50	37	18	—
N6100WH	White	6V	2 x 7.2W	100	75	37	18

# NAVILITE EXIT & EMERGENCY

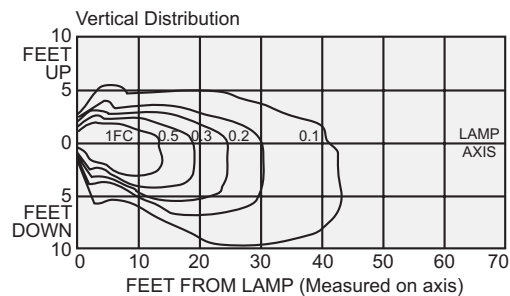
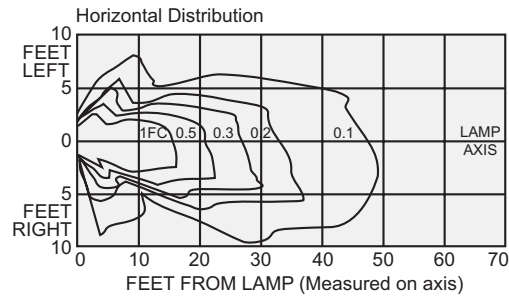
## HIGH WATTAGE EMERGENCY LIGHT

### 6 Volt Emergency Operation

### N6 Series

#### PHOTOMETRICS

6V, 7.2W Tungsten Wedge Base Lamp (ANSI 927), Round Head (Replacement Lamp NL6V7WB)



#### BATTERY DATA

- Lead Calcium battery warranted for one full year with additional 4 years pro-rated warranty
- Recharges in 24 hours or less

Type	Battery Voltage	Shelf Life <sup>1</sup>	Expected Life <sup>1</sup>	Temperature Range <sup>2</sup>
Lead Calcium	6V, 10Ah	15 months	5-8 years	40°F-95°F

<sup>1</sup> At 77°F

<sup>2</sup> To obtain rated life and capacity.