

# NAVILITE EXIT & EMERGENCY

## THERMOPLASTIC LED EXIT SIGN

### Combo Exit/Emergency Light

### NXPC Series

Project: \_\_\_\_\_

Fixture Type: \_\_\_\_\_

Location: \_\_\_\_\_

Contact/Phone: \_\_\_\_\_

#### PRODUCT DESCRIPTION

Navilite NXPC Series Thermoplastic LED Exit Signs offer long lamp life, energy efficiency and uniform illumination in an economical package. Possessing premium installation features such as a snap-fit canopy & housing, along with push-out chevron directional indicators, the NXPC Series offers unsurpassed value in an aesthetically pleasing design. All NXPC Series signs include a second faceplate and a snap-fit canopy for universal installation. The NXPC Series is provided with two factory installed lighting heads, combining exit signage with the emergency lighting function for a convenient, comprehensive solution.

#### PRODUCT SPECIFICATIONS

**Construction** Injection molded, engineering-grade, UV-stable thermoplastic • UL94V-0 flame rating • Impact, scratch, fade and corrosion-resistant • Durable unibody housing frame with reinforcing ribs and integral wiring channel • Snap-fit faceplate and backplate • Second faceplate included for double face applications • 6" letters with  $\frac{3}{4}$ " stroke width • Full-size,  $\frac{3}{4}$ " wide chevron directional indicators • Chevron directional indicators can be easily removed or reinserted as necessary • Red or green letters • White or black textured finish.

**Electrical** Dual voltage 120/277VAC • Rated for use in damp locations (except optional HO and SD versions) • Solid state charging and switching • Brownout protection • Battery low voltage disconnect • Overload and short circuit protection • AC power indicator and test switch.

**Lamps** Long life, energy saving LED lamps • LEDs are connected in a series/parallel configuration such that the unlikely failure of one LED will affect no more than one other LED • Red or green LED/letters.

**Heads** Includes two 6V, 5.4W lighting heads • Contemporary square head design • Heads rotate a full 270° in all directions for comprehensive lighting coverage.

**Battery** Sealed, maintenance-free lead calcium • Standard battery will operate sign and two 5.4W heads for a minimum of 90 minutes in the event of a power outage • High Output version will operate the sign and two 5.4W heads plus an additional 11W remote load for a minimum of 90 minutes.

**Code Compliance** UL924 • Damp location rated (except optional HO and SD versions) • NFPA 101 Life Safety Code compliant • NEC and OSHA compliant • Meets the State of Minnesota energy efficiency requirements.

**Warranty** 5-year warranty (see reverse for battery warranty).

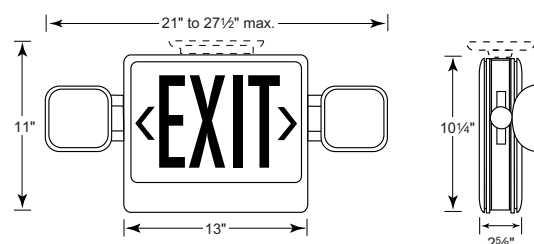
Product specifications subject to change without notice.

#### INSTALLATION

**Mounting** May be top or back mounted • All signs include quick-install snap-fit canopy and mounting hardware for easy top mount installation • Backplate includes universal mounting pattern knockouts for simple back mounting.



#### DIMENSIONS



#### ENGINEERING DATA

	Input Voltage	Max. Amps	Max. Watts	Standby Watts*
<b>Red LED</b>	120	0.06	6.5	3.6
<b>Red LED</b>	277	0.03	6.8	3.7
<b>Green LED</b>	120	0.06	7.1	4.2
<b>Green LED</b>	277	0.03	7.4	4.2
<b>Red LED - HO Option</b>	120	0.12	14.3	4.4
<b>Red LED - HO Option</b>	277	0.06	14.7	4.4
<b>Green LED - HO Option</b>	120	0.13	14.7	4.4
<b>Green LED - HO Option</b>	277	0.06	14.9	4.4

\* Fully charged battery.

#### ACCESSORIES

Catalog Number	Description
<b>NWG2</b>	Wire Guard - Large
<b>NVS4</b>	Polycarbonate Vandal Shield - Large Bubble

Accessories are ordered separately. To order, specify catalog number. Refer to Options & Accessories specification sheet for additional information.

ORDERING INFORMATION (Ordering Example : NXPC3RWH)				OPTIONS <sup>2</sup> (Add as suffix to catalog number.)	
<b>Series</b>	<b># of Faces</b>	<b>Letter Color</b>	<b>Finish</b>	<b>HO</b>	High Output - Remote Capable
NXPC = Thermoplastic LED Exit Sign - Combo	3 = Universal Single/Double Face	R = Red Letters G = Green Letters	WH = White BL = Black	<b>SD</b>	Self-Diagnostics
				Ordering Example: NXPC3RWHHO	
				<sup>2</sup> Options may not be combined — for applications requiring multiple options, consult factory.	

# NAVILITE EXIT & EMERGENCY

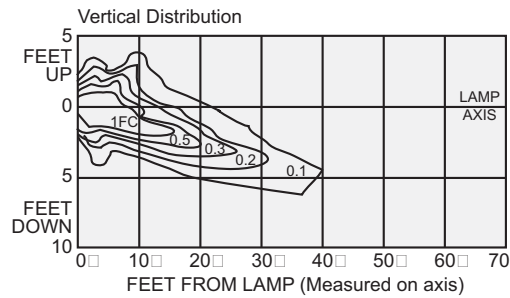
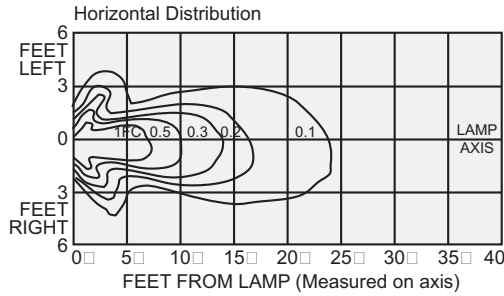
THERMOPLASTIC LED EXIT SIGN

Combo Exit/Emergency Light

**NXPC Series**

## PHOTOMETRICS

6V, 5.4W Tungsten Wedge Base Lamp (ANSI 939), Square Head (Replacement Lamp NL6V5WB)



## BATTERY DATA

- Lead Calcium battery warranted for one full year with additional 4 years pro-rated warranty
- Recharges in 24 hours or less

Type	Battery Voltage	Shelf Life <sup>1</sup>	Expected Life <sup>1</sup>	Temperature Range <sup>2</sup>
Lead Calcium (Std.)	6V, 4.5Ah	15 months	5-8 years	40°F-95°F
Lead Calcium (HO)	Two 6V, 6Ah	15 months	5-8 years	40°F-95°F

<sup>1</sup> At 77°F

<sup>2</sup> To obtain rated life and capacity.